


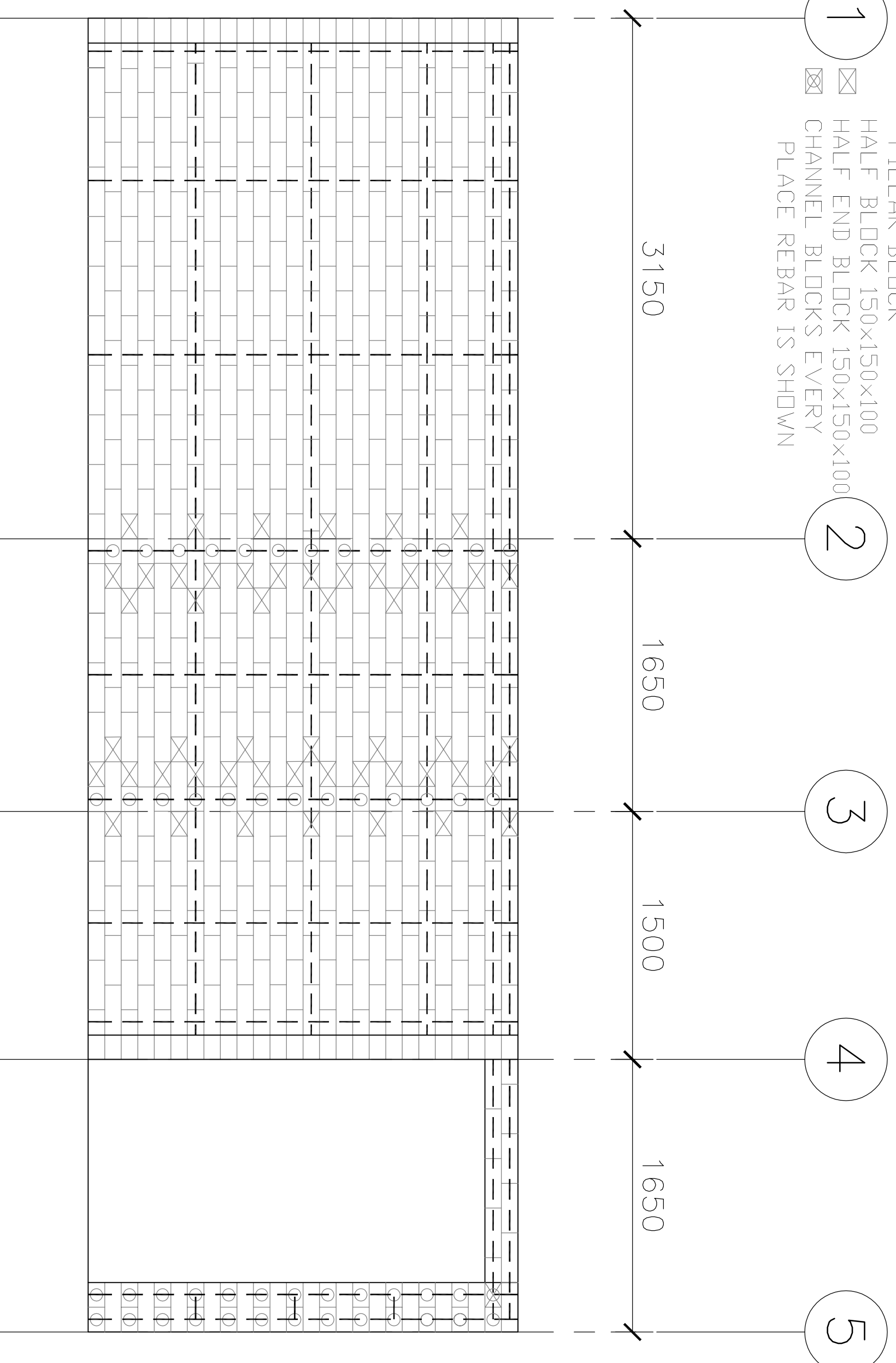


- KEY:
-  BUILDING BLOCK 300x150x100
 -  END OF CORNER BLOCK OR PILLAR BLOCK
 -  HALF BLOCK 150x150x100
 -  HALF END BLOCK 150x150x100
 -  CHANNEL BLOCKS EVERY PLACE REBAR IS SHOWN



SECTION C-C

Rev Description	Date
Issued: JUNE 2008	
Drawn By:	
Checked By:	
Filename	
ARLDF ACEH BESAR	
ICEBERG HOUSE SECTION C-C	
Scales:	1:25 @ A3
Drg. No.	SK-09
Rev. No.	0